

UNEQUALED PRECISION FOR DRY MATERIAL APPLICATION



W-Chain Boom Spreader

5 and 8 ton models

Proprietary W-Shaped Hopper
With Twin Conveyor Chains



Spreads Dry Free-Flowing Materials

- Dry lime
- Urea
- Impregnated Fertilizers
- Potash
- Rock Phosphate
- Crushed Shells




Durable Versatile Precise



Fully Welded Unibody:

Stoltzfus W-Chain 5 and 8 ton capacity lime and fertilizer spreaders are the toughest in their class, with unibody construction forming a single weldment. Unibody strength and stability eliminate flexing and cracking, ensuring dependable uptime and less maintenance.



W-Chain Distribution:

Consistent, even distribution begins in the hopper with its unique "W" design and twin chain drives that meter material into the center boom.

Excess Material Recycle: A circulating drag chain channels material to adjoining side booms for precise application through adjustable openings. The proprietary system reroutes

excess material back around, maintaining even distribution in 5-inch drop patterns along the entire boom length. This process eliminates overflow associated with auger-style spreaders.

End-To-End Field Coverage:

The spreader booms maintain edge-to-edge coverage. No overlap needed, and nothing is lost in ditches or neighboring fields. Fertilizer application rates range from 120 pounds per acre to 1,300 pounds, with reliable accuracy over uneven and hilly terrains. Material application is close to the ground for low dust and minimal wind effect.




PTO Hydraulics :

Self-contained PTO hydraulic system powers the boom and body chains. Control valves allow adjustment of spinner and body chain speeds to fit individual needs.

"I know there are a lot of spreaders out there, but when you have one that's built like a tank and is doing the job, why look? It has a great spread pattern and I get good service too." — Randy, Veedersburg, IN

"The Stoltzfus spreader is well designed and works great. The folks that make them are a pleasure to deal with and very helpful." — Ellen, Purcellville, VA

"I have a 20 year old 5 ton spreader. It is one solid built spreader. You have the best parts service in the world." — John, Ukiah, CA



Top mounted drive motors keep material safely away from chemicals



Full PTO hydraulic system



Tandem axle spring suspension

Standard features

- Self-contained PTO hydraulic drives
- 30 ft. precision boom on 5 ton; 32 ft. on 8 ton
- Tandem axle spring suspension
- W-style hopper for consistent flow to boom arms
- Carbon steel construction
- 11x15 (8 ply) tires on 5 ton; 19x16 (10 ply) on 8 ton

Boom features

- 8 ft center boom on 5 ton; 10 ft. on 8 ton
- Two 11 ft. folding booms
- Adjustable boom slides
- Boom recycle prevents material overflow
- Easily folds for transport
- Breakaway boom helps cushion impacts




Booms fold easily for transport and storage



1-800-843-8731

StoltzfusSpreaders.com



70 Years Of Inventing And Building The Best Spreaders In The World

Christian Umble Stoltzfus

Modern agricultural lime spreaders trace their roots to 1945 when an inventive 33-year-old farmer and limestone quarry operator created a breakthrough method for applying dry lime. Christian Umble Stoltzfus drop spreader distributed powdered lime close to the ground, minimizing dust while allowing faster, more accurate and efficient spread patterns. Updated and refined over the decades, his boom-style spreader endures as the benchmark process for applying dry flowing materials. Stoltzfus Spreaders upholds the founder's legacy of quality and durability passed down through 70 years of customer feedback that drive our continuous improvement philosophy.

Popular options

- Surge Hydraulic Brakes
- Tarp and Bow
- Roll Top Tarp
- Stainless Steel Booms
- Stainless Steel Hopper
- Cor-Ten® Steel Hopper
- Hydraulic Boom Lifters
- Custom Wheel Track
- Custom Boom Widths
- Single Axle (5 ton only)
- 1000 RPM PTO
- Corner Pockets for Sideboards



Hydraulic Boom Lifters



Custom Wheel Track



Custom Boom Widths

Stoltzfus Spreaders is an engineering, manufacturing and fabrication facility. If you don't see what you need, please ask.

STOLTZFUS W-CHAIN SPECIFICATIONS

Models	WC-5 Ton	WC-8 Ton
Max. load	5 tons	8 tons
Hopper volume	155 cu.ft.	242 cu.ft.
Hopper length	96 in.	120 in.
Hopper width	78 in.	93 in.
Hopper depth	47 in.	43.5 in.
Overall length	15 ft.	20 ft.
Overall width	95 in.	113 in.
Overall height	77 in.	83 in.
Axles	2	2
Wheel track (center)	64 in.	75 in.
Standard tires	11L x 15 8 ply	19L x 16.1 10 ply
Weight	2,748 lbs.	3,240 lbs.

Visit our website to find a dealer in your area.



1-800-843-8731

StoltzfusSpreaders.com
Morgantown, PA 19543



Visit us on Facebook and YouTube

Dealer information: